

NON CONTROLLED DOCUMENT WHEN PRINTED

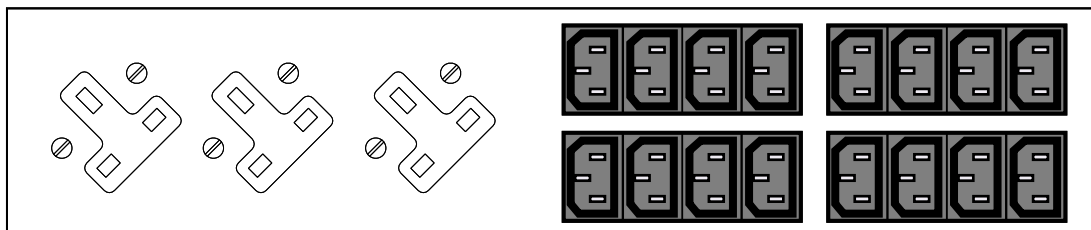
REAR

3 x UK 13A
Outlets

16 x C13 Outlets –
4 x Bank 4

SPECIFICATIONS


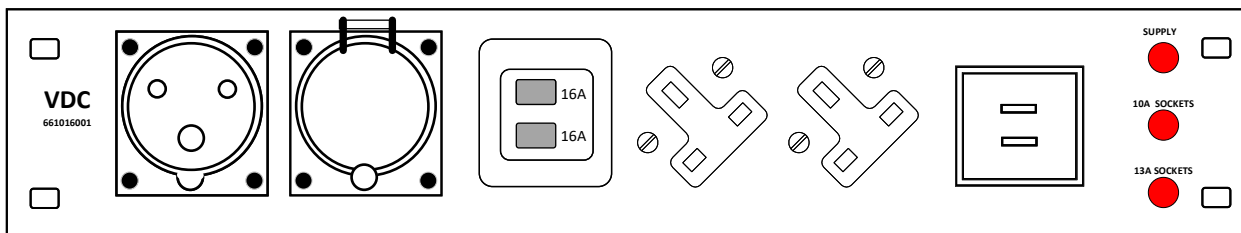
All sockets / Connectors
to be in black
All internal wiring to be
Tri – Rated
LED's – 8mm hyperbright



FRONT

Flange 70 x 70 fixing
centres 56 x 56

2U



16A Inlet
PCE 613-6x

16A Outlet
PCE 313-6x

2 x 16A
Circuit
Breakers
with Cover

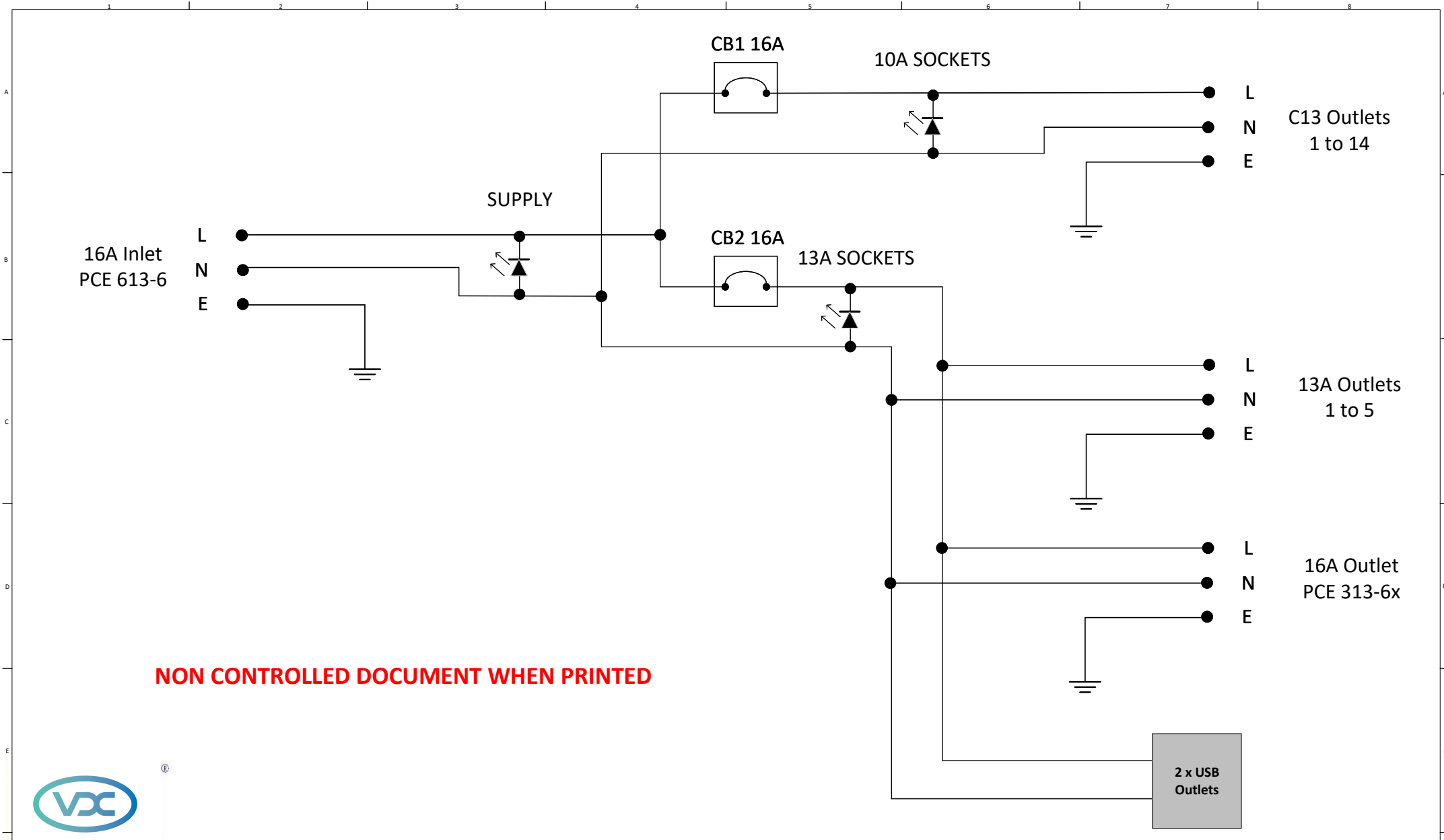
2 x UK 13A
Outlets

Twin USB
Type A

16A Circuit Breaker 1 Protects IEC Outlets
16A Circuit Breaker 2 Protects USB, 13A + 16A
Outlets



	Scale: NTS	UNIT 5 Bush Industrial Estate Station Road London N19 5UN UK T +44 (0) 207 7700 2777 W www.vdctrading.com			DRG. No.	ISSUE
1ST ANGLE PROJ.	Date: 24/05/23	DESCRIPTION: 19" Rack 2U 16A I/P 16A O/P 2 x 16A CB 5 x UK 16 x C13 2 x USB			661016001	02
Drawn: VDC Technical	Date: 24/05/23	Material:	Colour: Black			
Approved:	Date: 24/05/23	ALL DIMENSIONS IN MILLIMETERS UNLESS OTHERWISE STATED		X = +/-1	X.X = +/- 0.3	X.XX = +/- 0.05
Modification:						
THIS DRAWING IS THE PROPERTY OF VDC TRADING LTD AND MUST NOT BE LENT OR COPIED WITHOUT THE COMPANY'S WRITTEN PERMISSION. © VDC TRADING LTD.						



NON CONTROLLED DOCUMENT WHEN PRINTED



	Scale: NTS	Unit 5 Bush Industrial Estate Station Road London N19 5UN UK T +44 (0) 207 7700 2777 W www.vdctrading.com			DRG. No.	ISSUE	
1ST ANGLE PROJ.	Date: 24/05/23	DESCRIPTION: 19" Rack 2U 16A I/P 16A O/P 2 x 16A CB 5 x UK 16 x C13 2 x USB				661016001	02
Drawn: VDC Technical	Date: 24/05/23	Material:	Colour: Black				
Approved:	Date: 24/05/23		X = +/-1	X.X = +/- 0.3	X.XX = +/- 0.05		
ALL DIMENSIONS IN MILLIMETERS UNLESS OTHERWISE STATED							
Modification:							
THIS DRAWING IS THE PROPERTY OF VDC TRADING LTD AND MUST NOT BE LENT OR COPIED WITHOUT THE COMPANY'S WRITTEN PERMISSION. © VDC TRADING LTD.							